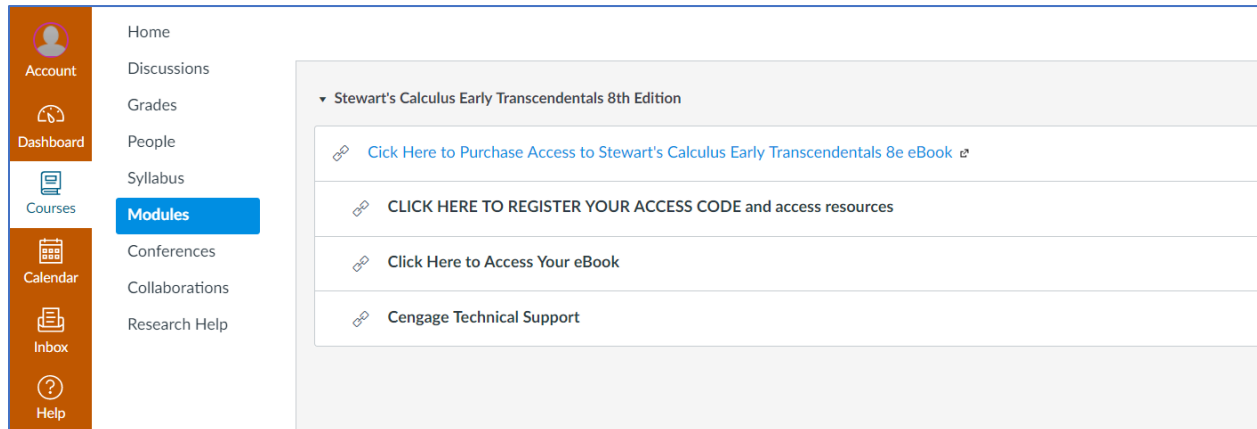


Student How to Access Your Stewart eBook

Access your Canvas Course

Click **Modules** (if Modules are not visible, please inform your instructor)

You may purchase eBook access through the link in Canvas or from the COOP. Once you've purchased you will enter your access code using the **CLICK HERE TO REGISTER YOUR ACCESS CODE** link in Modules



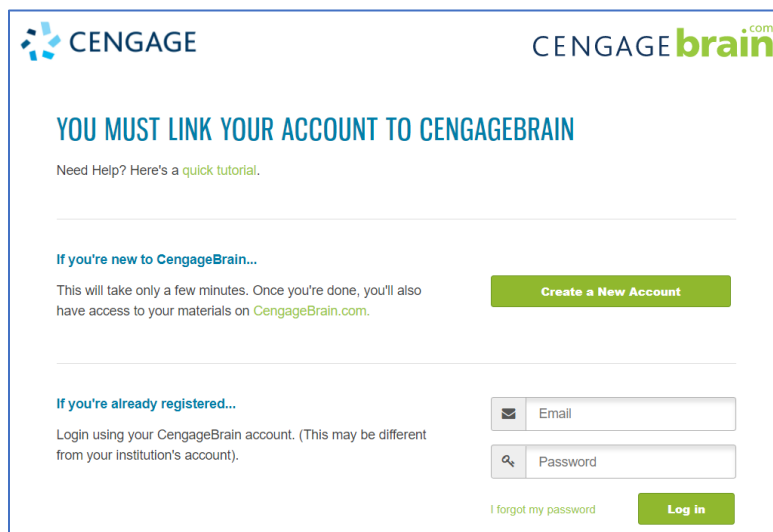
Home
Discussions
Grades
People
Syllabus
Modules
Conferences
Collaborations
Research Help

Account
Dashboard
Courses
Calendar
Inbox
Help

Stewart's Calculus Early Transcendentals 8th Edition

- [Click Here to Purchase Access to Stewart's Calculus Early Transcendentals 8e eBook](#)
- [CLICK HERE TO REGISTER YOUR ACCESS CODE and access resources](#)
- [Click Here to Access Your eBook](#)
- [Cengage Technical Support](#)

You will be asked to link a CengageBrain account with your Canvas account. If you do not have a Cengage Account, you can create one from this page. Note: This is a one-time process. If you have previously taken this step you will be taken directly to the screen where you enter your Access code.



CENGAGE CENGAGE **brain**.com

YOU MUST LINK YOUR ACCOUNT TO CENGAGEBRAIN

Need Help? Here's a [quick tutorial](#).

If you're new to CengageBrain...

This will take only a few minutes. Once you're done, you'll also have access to your materials on [CengageBrain.com](#).

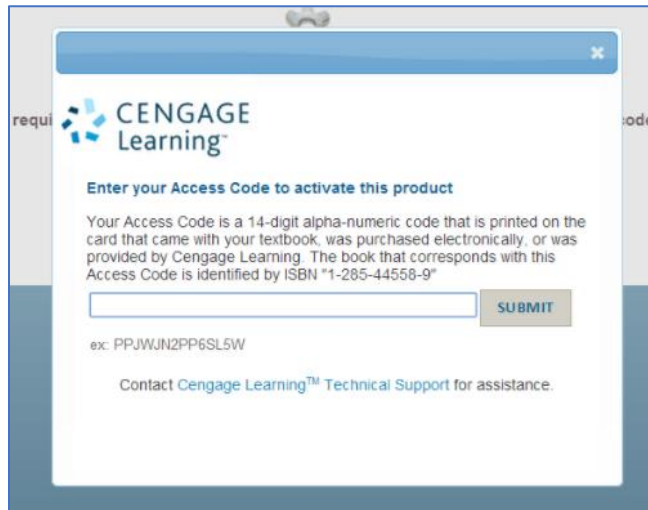
[Create a New Account](#)

If you're already registered...

Login using your CengageBrain account. (This may be different from your institution's account).

[I forgot my password](#) [Log in](#)


Your Access Code is a 14 digit alphanumeric code. If you purchased through the link in Canvas, the access code was emailed to you and it is on your CengageBrain dashboard. If you purchased through the COOP, your access code is on your receipt.

A screenshot of a web browser window showing the Cengage Learning access code entry page. The page has a blue header with the Cengage Learning logo. Below the logo, the text reads: "Enter your Access Code to activate this product". A paragraph explains that the access code is a 14-digit alphanumeric code found on a card with the textbook, purchased electronically, or provided by Cengage Learning. Below this text is a text input field and a "SUBMIT" button. An example code "ex: PPJWJN2PP6SL5W" is provided. At the bottom, it says "Contact Cengage Learning™ Technical Support for assistance." The browser window title bar shows "requi" on the left and "code" on the right.

Note: Your eBook and Cengage course materials will open in a new tab or window, so you will need to ensure that pop-ups are enabled. If your browser does not have pop-ups enabled, use this link for directions on how to enable them: cengage.com/lms_docs/system_check/popupsfailed

Around-the-Clock Customer Support

You can submit a Support Case via the Cengage Technical Support link in your course.



Don't see a Technical Support link in your course?
Notify your instructor and ask to have it added.
Or visit cengage.com/support to get started!



Call Us Anytime!
1-800-354-9706



24/7 Chat Support for
Student Registration and
Access Code questions.

Visit cengage.com/support to get started!